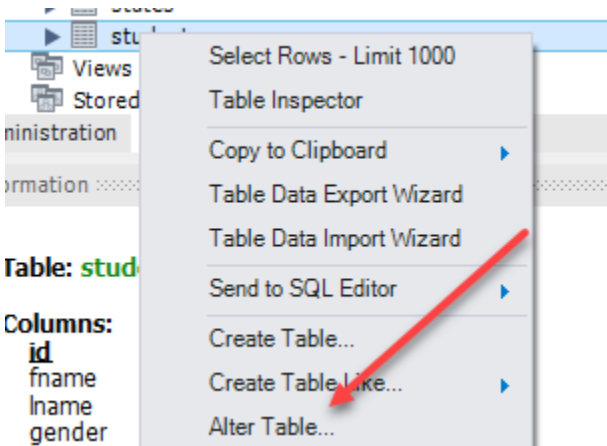


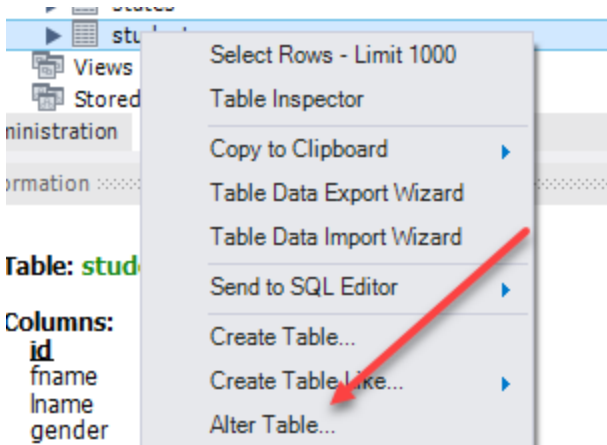
8.4

How to Manually Add an Index to an Existing Table


- Right-click on the table
- Select 'Alter Table'



- Click on the 'Indexes' tab




- Type the name of the index in the 'Index Name' field
- Under 'Type' select 'INDEX'
- Click on the column(s) that you want to index.
- Tab to a new line


 Table Name: Schema: **enrollment**
 Charset/Collation: Engine:
 Comments:

Index Name	Type
PRIMARY	PRIMARY
id_UNIQUE	UNIQUE
fk_student_state_idx	INDEX
idx_fname	INDEX

Index Columns Inc

Column	#	Order	Length
<input type="checkbox"/> id		ASC	
<input checked="" type="checkbox"/> fname	1	ASC	
<input type="checkbox"/> lname		ASC	



Miles, M. (2021). *Learning MySQL By Example*. EdTech Books. https://edtechbooks.org/learning_mysql