

# Public Submissions

YouTube

Cover Page

Authorship Page


Public Submissions

Call Proposals

Conference Proceedings

Email Campaign


In some cases, you may want to solicit contributions to your publication from the public, such as if you are creating a collection of conference proceedings or creating a journal volume. You can temporarily allow public submissions to your publication by adjusting the Public Submissions setting on your publication's Authorship page.

 The EdTech Books User Guide × ≡


## Public Submissions

☒ Allow Public Submissions


Public Submission Template Link



Public Submission Example Link




Once you turn on Public Submissions, navigate back to the cover page of your publication. There you will see a persistent reminder that public submissions are allowed, and it will also provide a link to the publication's public submission page.

 EdTechnica
 + ≡

This publication is currently accepting public submissions, which means that anyone can submit content for you to review for inclusion.

If you would like to prevent public submissions, you can disable this feature in the [Authorship Tab](#).



# EdTechnica

## The Open Encyclopedia of Educational Technology

Q

Begin Reading

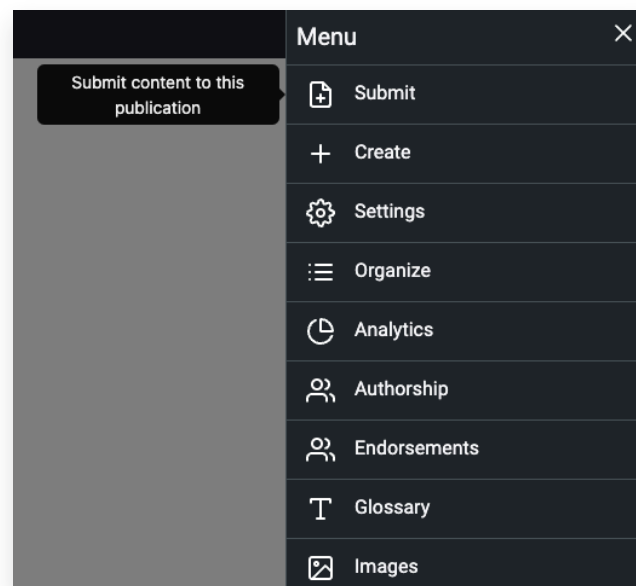
>

Abstract

Open IQ: A Framework for Evaluating Open Scholarship

👁


With this feature on, anyone can click the menu button and choose the Submit tab. You can also share this tab as a direct link in a call for proposals, email campaign, etc.




Once anyone clicks on the link, they will be prompted to login or to create an account and will then be able to fill out the submission form.

EdTechnica

✕ ≡

 / Submit


 **Submit**

?

 This publication is currently accepting submissions.

**Copyright Notice**

By submitting to this publication, you are choosing to release your content under the following copyright license if published: **CC BY**.



**General**

\* Required fields

Title \*

Subtitle

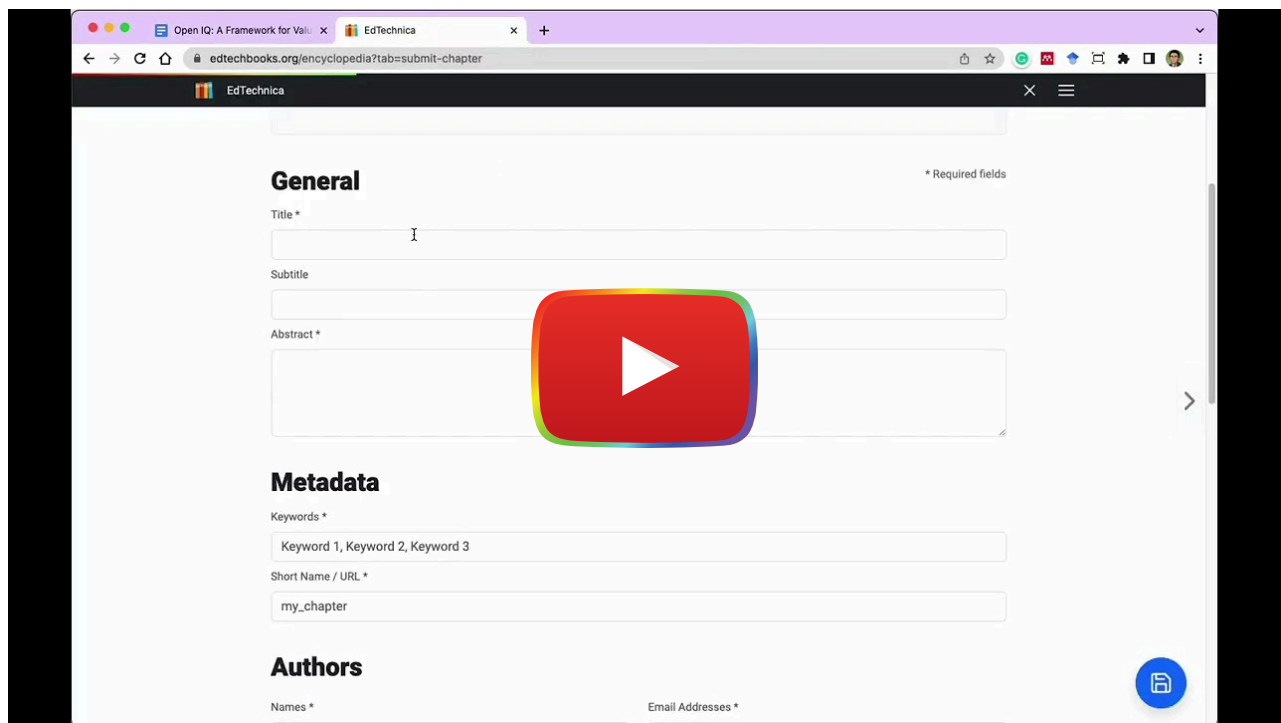
Abstract \*

**Metadata**

Keywords \*

Short Name / URL \*

Once you are done collecting submissions, you should turn off public submissions on the Authorship page in order to prevent unwanted submissions. The reminder on your publication's cover page will remain visible to editors until this has been done.

A screenshot of a web browser showing the EdTechnica submission form. The browser's address bar displays 'edtechbooks.org/encyclopedia?tab=submit-chapter'. The form is titled 'General' and includes fields for 'Title \*', 'Subtitle', and 'Abstract \*'. A large, colorful YouTube play button icon is overlaid on the 'Abstract' field. Below the 'General' section is the 'Metadata' section, which includes 'Keywords \*' (with a placeholder 'Keyword 1, Keyword 2, Keyword 3') and 'Short Name / URL \*' (with a placeholder 'my\_chapter'). The 'Authors' section is partially visible at the bottom, showing 'Names \*' and 'Email Addresses \*'. A blue circular button with a document icon is located in the bottom right corner of the form area.

**General** \* Required fields

Title \*

Subtitle

Abstract \*

**Metadata**

Keywords \*

Keyword 1, Keyword 2, Keyword 3

Short Name / URL \*

my\_chapter

**Authors**

Names \*

Email Addresses \*

[Watch on YouTube](#)



This content is provided to you freely by EdTech Books.

Access it online or download it at [https://edtechbooks.org/userguide/public\\_submissions](https://edtechbooks.org/userguide/public_submissions).